

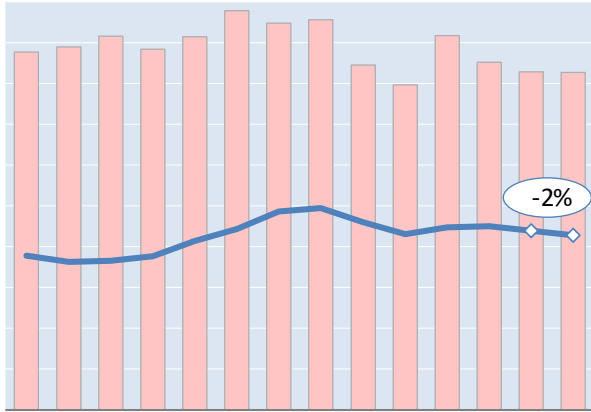
Actual Yields against Volume Development

Latest 14 months

— Actual yield including charges (in USD)

█ Chargeable weight development

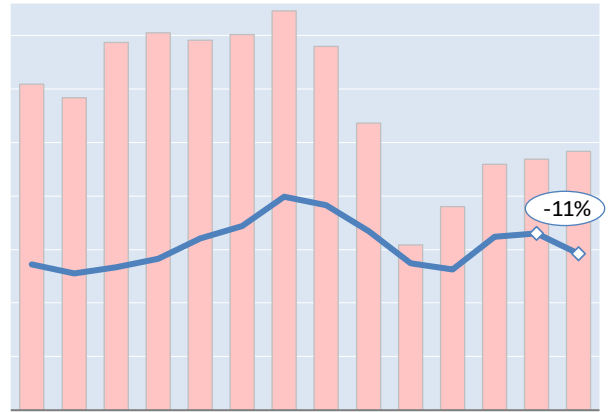
Worldwide



M J J A S O N D J F M A M J

May '21 = \$3.40 May '22 = \$3.94 Jun '22 = \$3.85

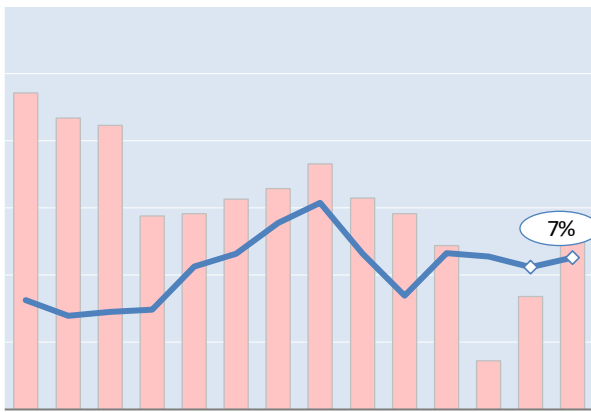
Hong Kong to USA



M J J A S O N D J F M A M J

May '21 = \$7.16 May '22 = \$8.69 Jun '22 = \$7.70

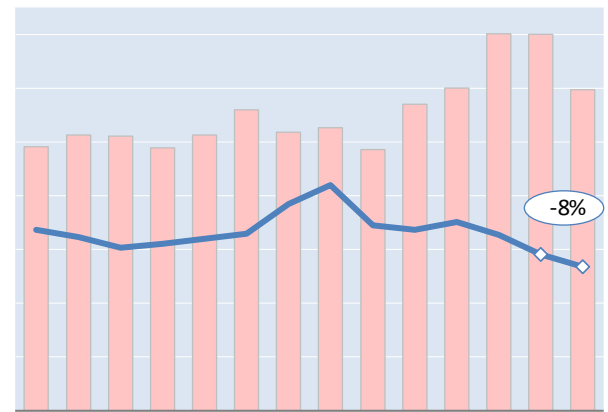
Shanghai to Germany



M J J A S O N D J F M A M J

May '21 = \$4.87 May '22 = \$6.35 Jun '22 = \$6.77

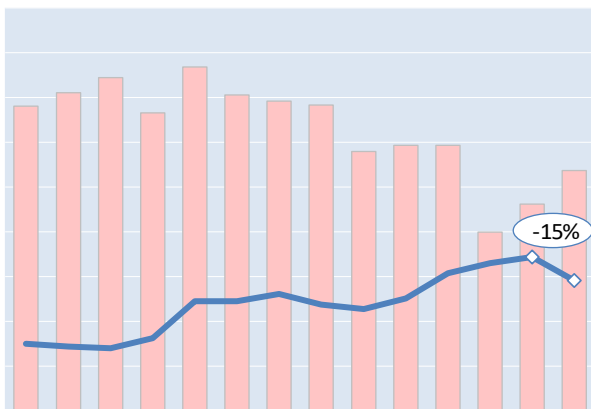
Amsterdam to USA



M J J A S O N D J F M A M J

May '21 = \$4.04 May '22 = \$3.48 Jun '22 = \$3.22

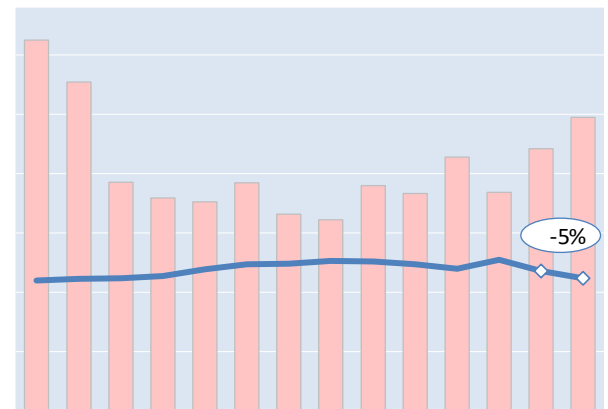
Frankfurt to China



M J J A S O N D J F M A M J

May '21 = \$1.50 May '22 = \$3.43 Jun '22 = \$2.92

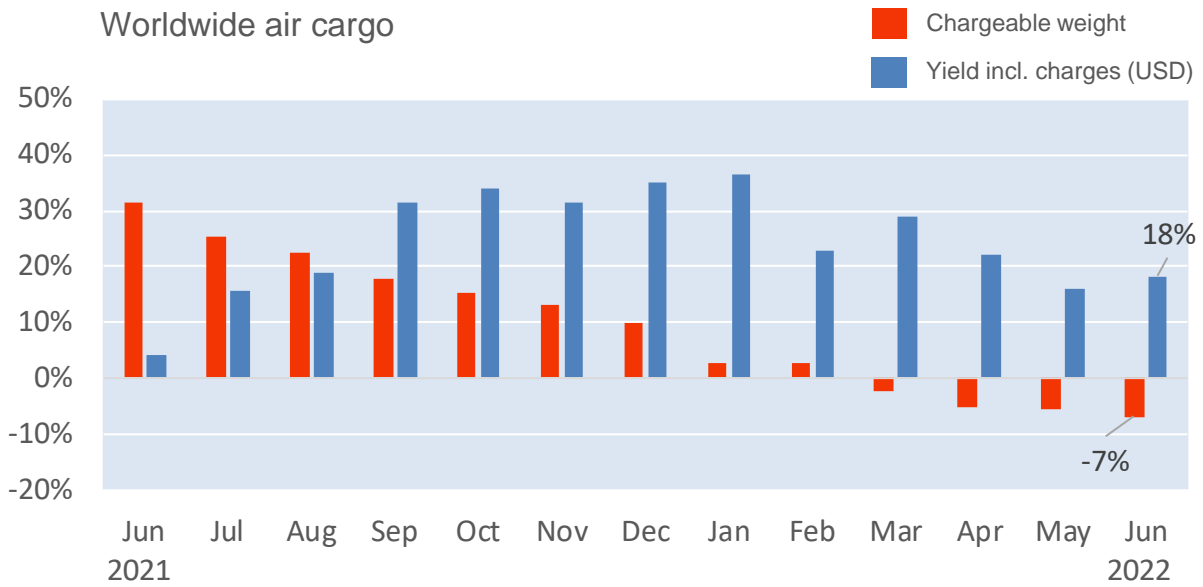
Mumbai to UK



M J J A S O N D J F M A M J

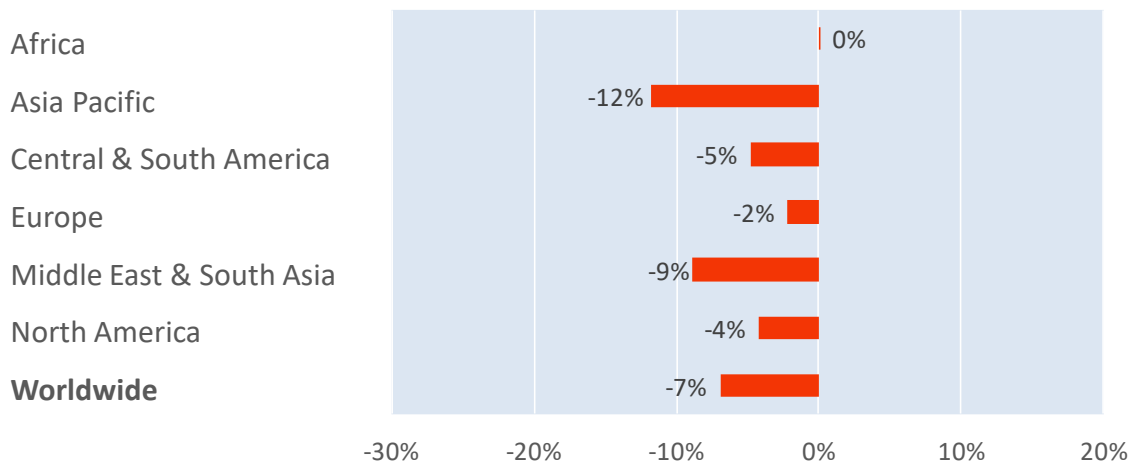
May '21 = \$2.91 May '22 = \$3.13 Jun '22 = \$2.96

Monthly Change Year-on-Year - Weight and Yield



Monthly Change Year-on-Year – Weight per Origin Region

Chargeable weight (June 2022)



Monthly Change Year-on-Year – Weight per Product Category

Chargeable weight (June 2022)

