

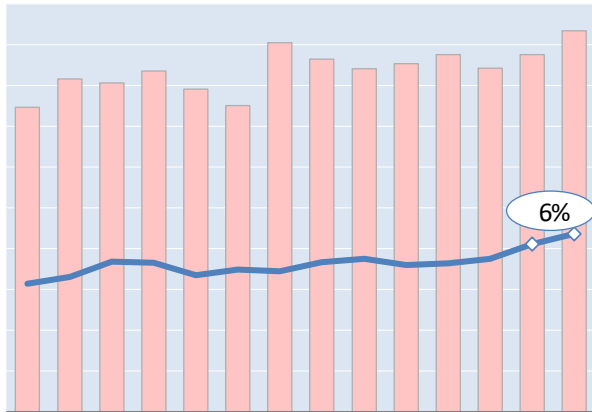
## Actual Yields against Volume Development

Latest 14 months

— Actual yield including charges (in USD)

█ Chargeable weight development

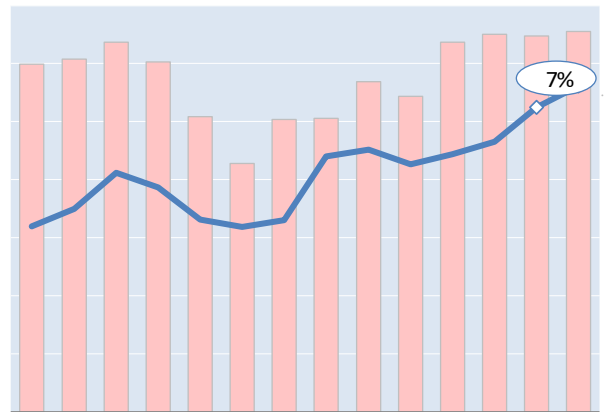
### Worldwide



S O N D J F M A M J J A S O

Sep '20 = \$2.83 Sep '21 = \$3.70 Oct '21 = \$3.92

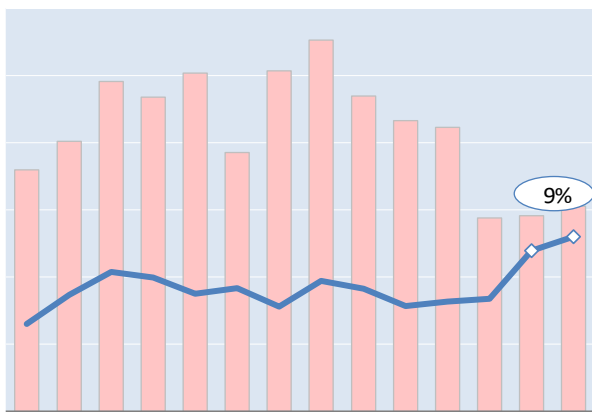
### Hong Kong to USA



S O N D J F M A M J J A S O

Sep '20 = \$5.03 Sep '21 = \$8.24 Oct '21 = \$8.83

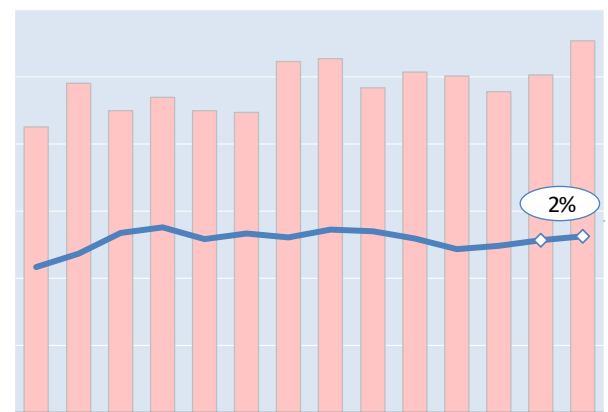
### Shanghai to Germany



S O N D J F M A M J J A S O

Sep '20 = \$3.46 Sep '21 = \$6.38 Oct '21 = \$6.94

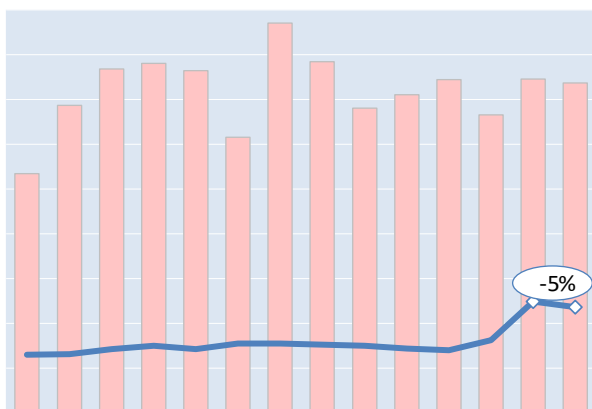
### Amsterdam to USA



S O N D J F M A M J J A S O

Sep '20 = \$3.25 Sep '21 = \$3.85 Oct '21 = \$3.94

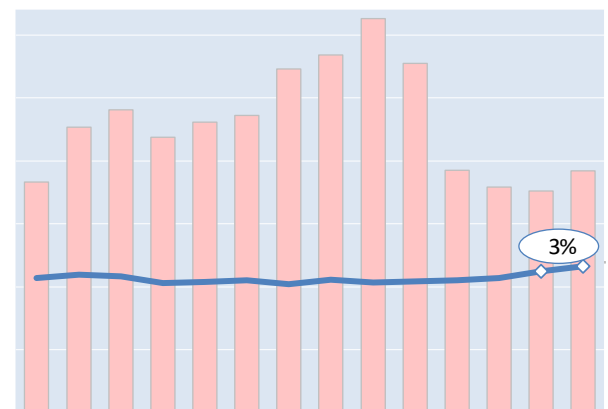
### Frankfurt to China



S O N D J F M A M J J A S O

Sep '20 = \$1.29 Sep '21 = \$2.49 Oct '21 = \$2.36

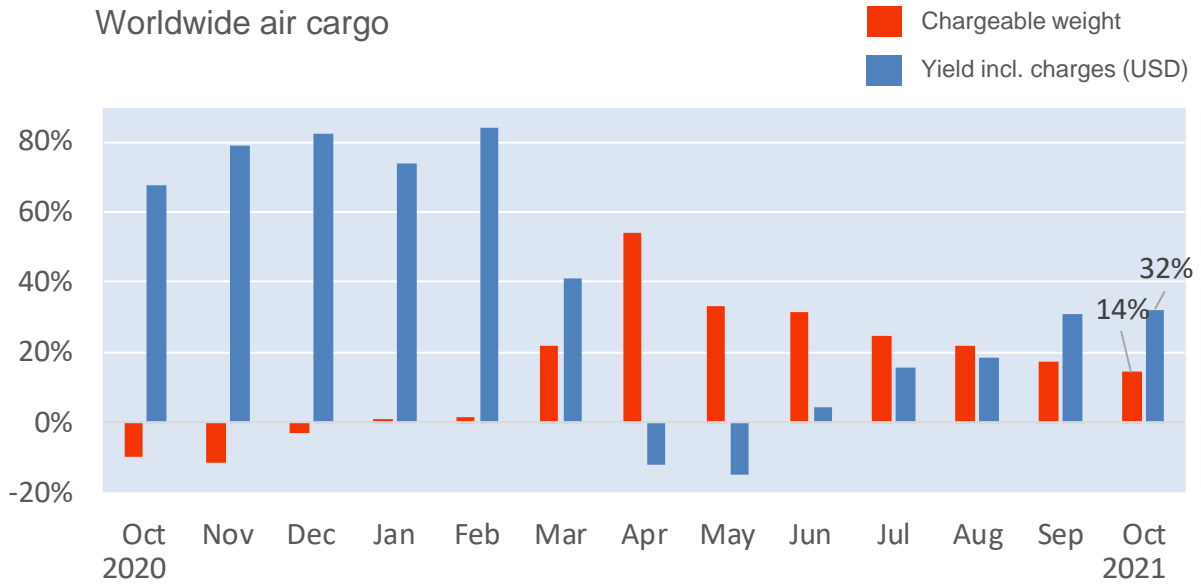
### Mumbai to UK



S O N D J F M A M J J A S O

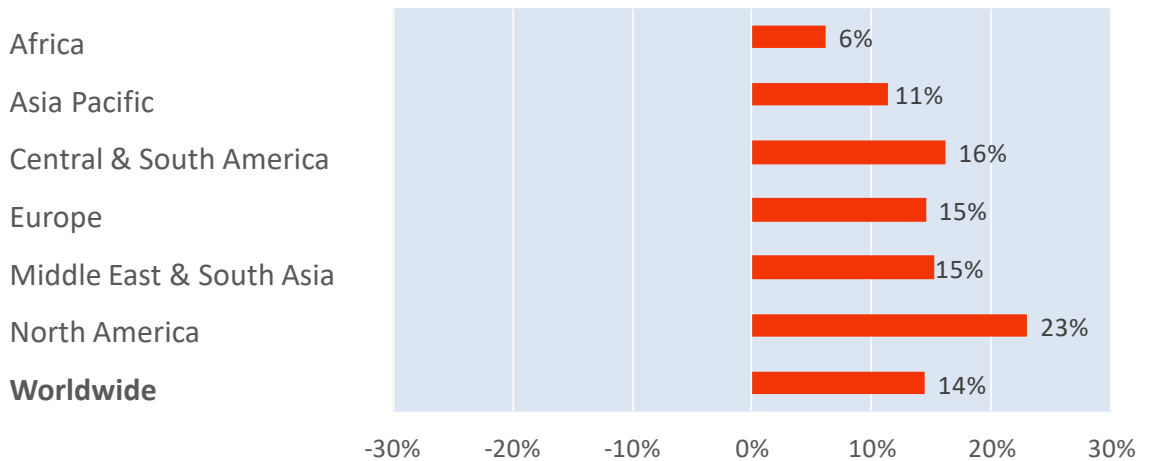
Sep '20 = \$3.01 Sep '21 = \$3.16 Oct '21 = \$3.27

## Monthly Change Year-on-Year - Weight and Yield



## Monthly Change Year-on-Year – Weight per Origin Region

Chargeable weight (October 2021)



## Monthly Change Year-on-Year – Weight per Product Category

Chargeable weight (October 2021)

