

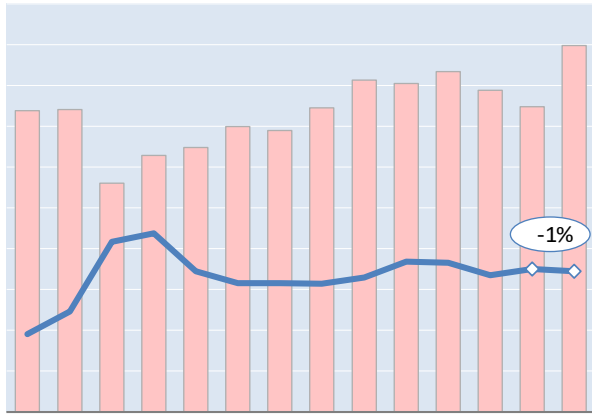
Actual Yields against Volume Development

Latest 14 months

— Actual yield including charges (in USD)

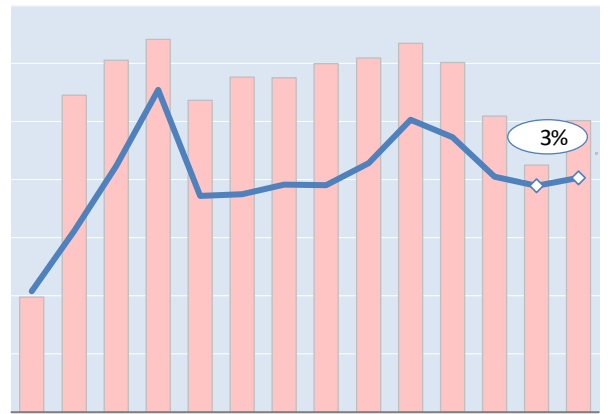
█ Chargeable weight development

Worldwide



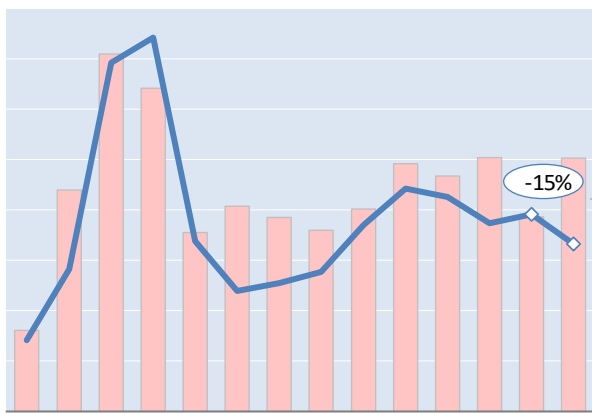
F M A M J J A S O N D J F M
Feb '20 = \$1.71 Feb '21 = \$3.14 Mar '21 = \$3.10

Hong Kong to USA



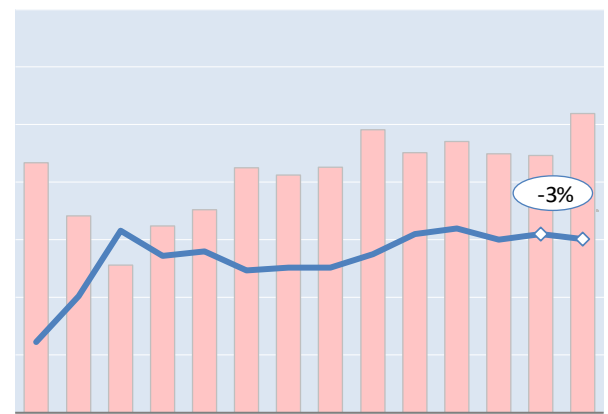
F M A M J J A S O N D J F M
Feb '20 = \$2.67 Feb '21 = \$5.01 Mar '21 = \$5.19

Shanghai to Germany



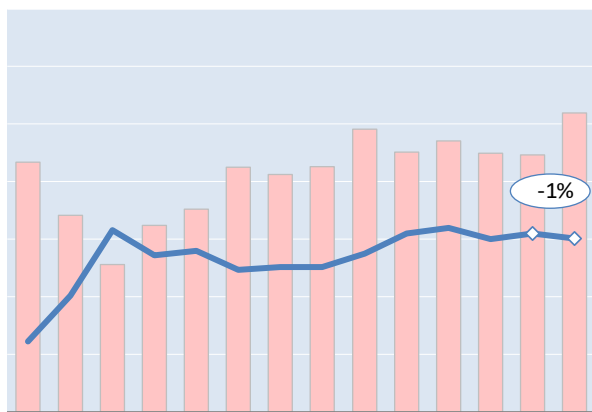
F M A M J J A S O N D J F M
Feb '20 = \$1.76 Feb '21 = \$4.88 Mar '21 = \$4.15

Amsterdam to USA



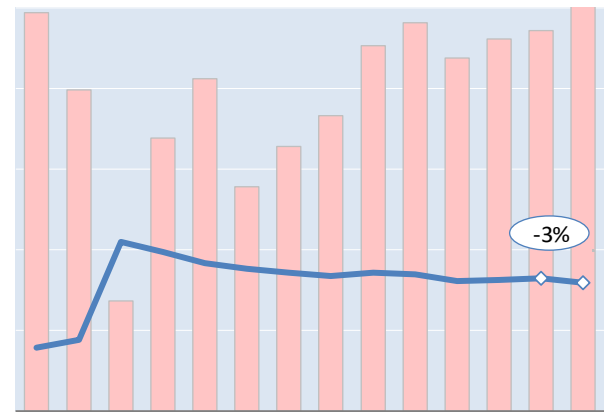
F M A M J J A S O N D J F M
Feb '20 = \$1.58 Feb '21 = \$3.98 Mar '21 = \$3.87

Frankfurt to China



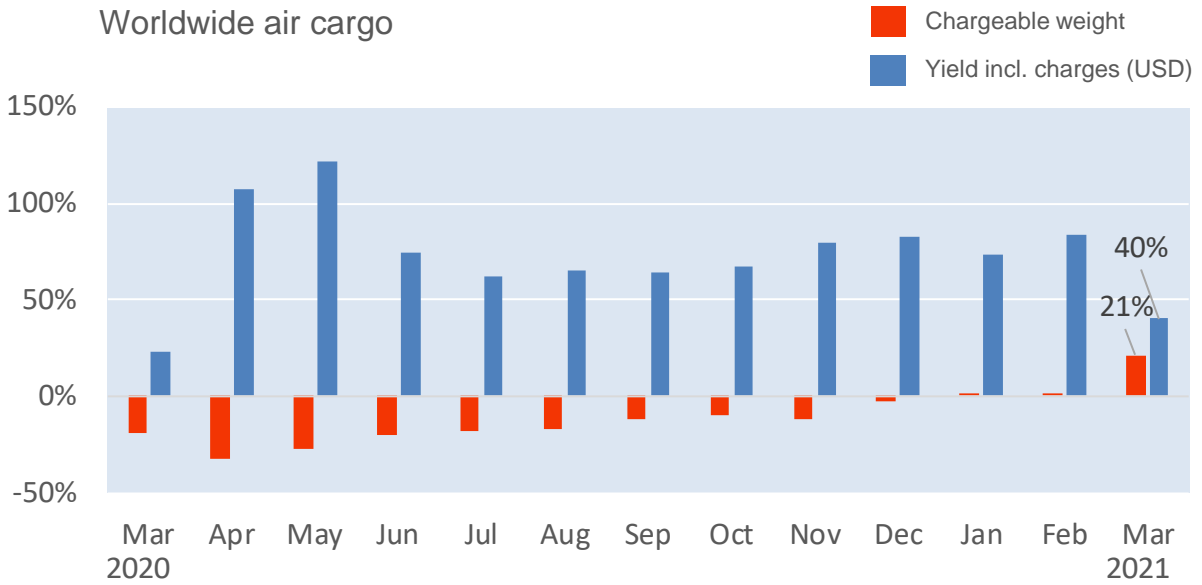
F M A M J J A S O N D J F M
Feb '20 = \$2.56 Feb '21 = \$1.56 Mar '21 = \$1.55

Mumbai to UK



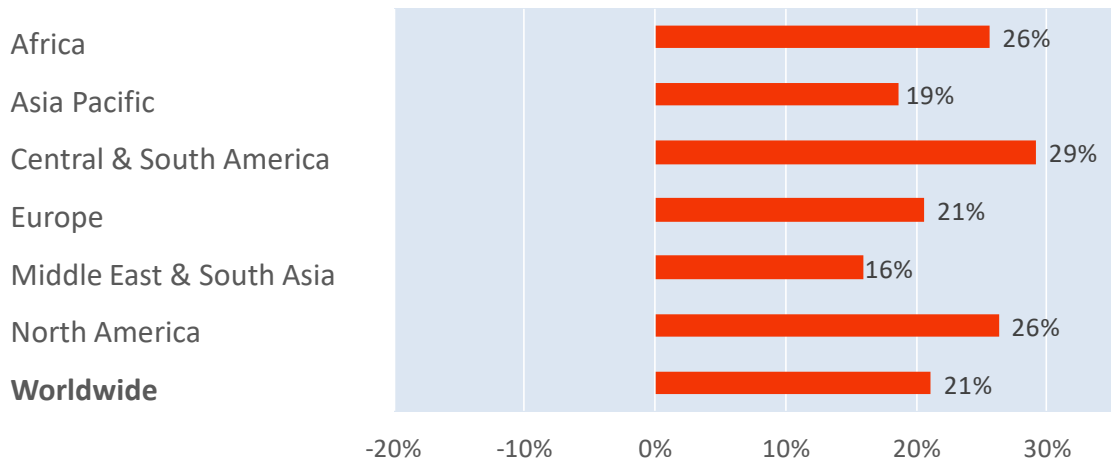
F M A M J J A S O N D J F M
Feb '20 = \$1.41 Feb '21 = \$2.95 Mar '21 = \$2.87

Monthly Change Year-on-Year - Weight and Yield



Monthly Change Year-on-Year – Weight per Origin Region

Chargeable weight (March 2021)



Monthly Change Year-on-Year – Weight per Product Category

Chargeable weight (March 2021)

