

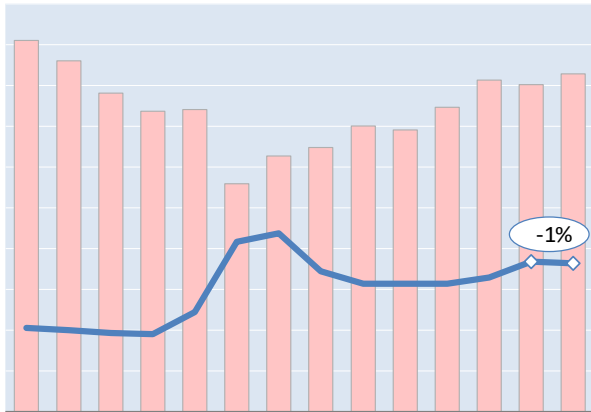
Actual Yields against Volume Development

Latest 14 months

— Actual yield including charges (in USD)

█ Chargeable weight development

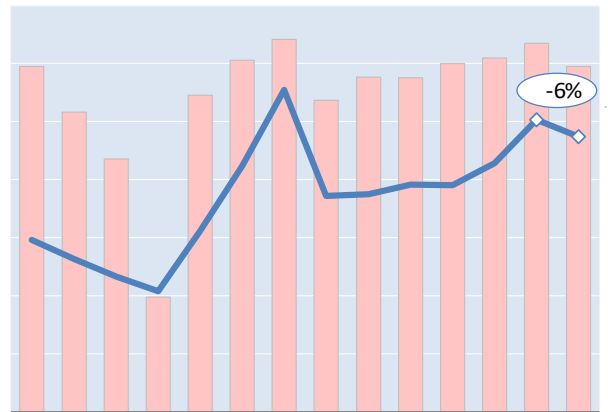
Worldwide



N D J F M A M J J A S O N D

Nov '19 = \$1.85 Nov '20 = \$3.31 Dec '20 = \$3.27

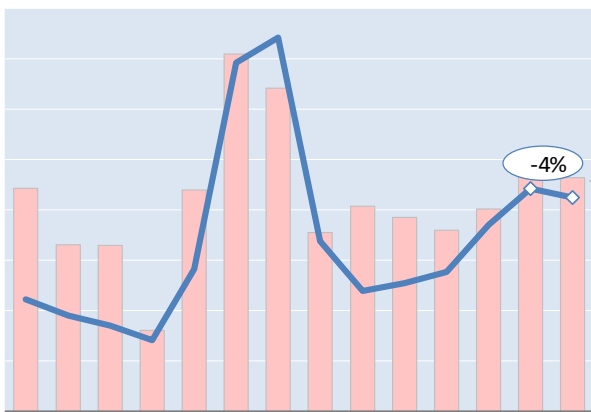
Hong Kong to USA



N D J F M A M J J A S O N D

Nov '19 = \$3.80 Nov '20 = \$6.47 Dec '20 = \$6.10

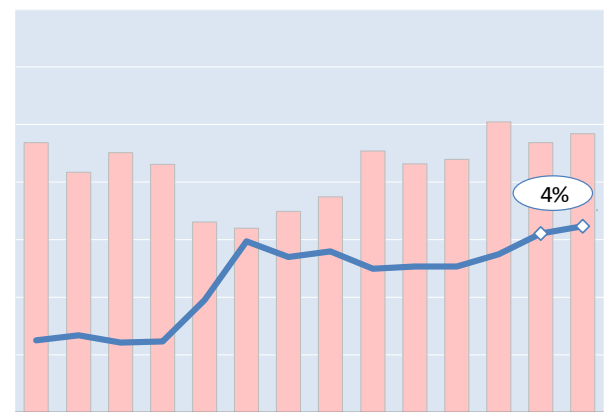
Shanghai to Germany



N D J F M A M J J A S O N D

Nov '19 = \$2.78 Nov '20 = \$5.53 Dec '20 = \$5.30

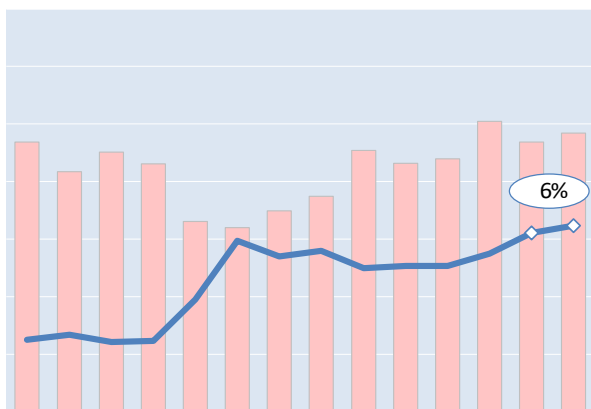
Amsterdam to USA



N D J F M A M J J A S O N D

Nov '19 = \$1.61 Nov '20 = \$4.00 Dec '20 = \$4.15

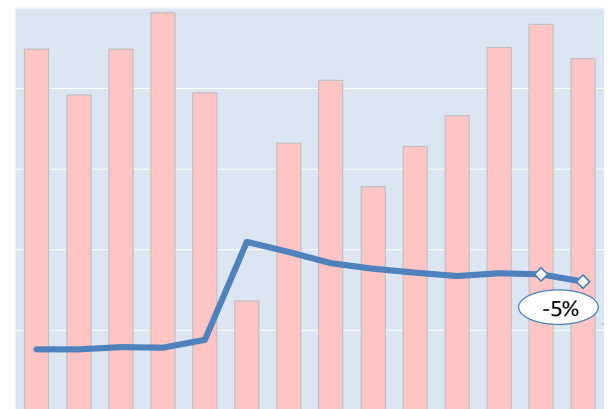
Frankfurt to China



N D J F M A M J J A S O N D

Nov '19 = \$1.03 Nov '20 = \$1.46 Dec '20 = \$1.55

Mumbai to UK

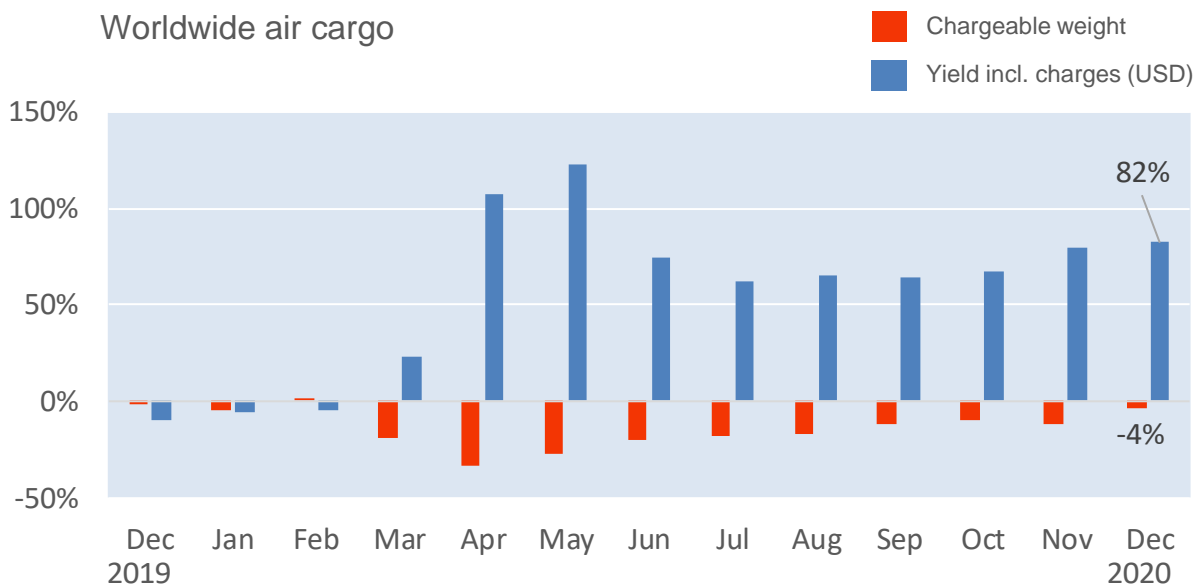


N D J F M A M J J A S O N D

Nov '19 = \$1.38 Nov '20 = \$3.04 Dec '20 = \$2.88

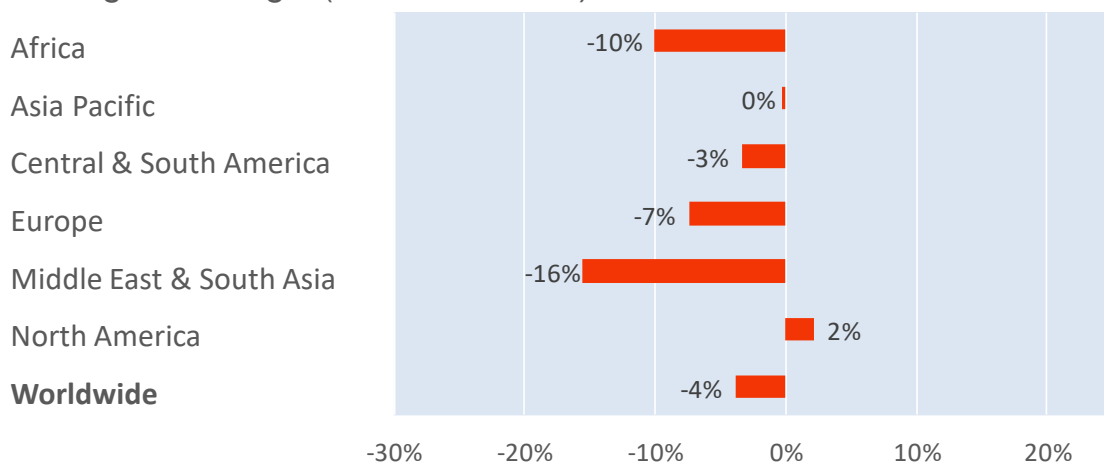
Database contains **over 2 million transactions per month** (81 airlines; over 30,000 forwarder locations)

Monthly Change Year-on-Year - Weight and Yield



Monthly Change Year-on-Year – Weight per Origin Region

Chargeable weight (December 2020)



Monthly Change Year-on-Year – Weight per Product Category

Chargeable weight (December 2020)

