

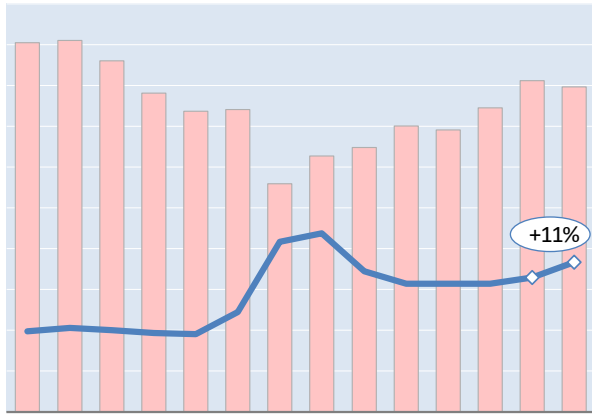
Actual Yields against Volume Development

Latest 14 months

— Actual yield including charges (in USD)

█ Chargeable weight development

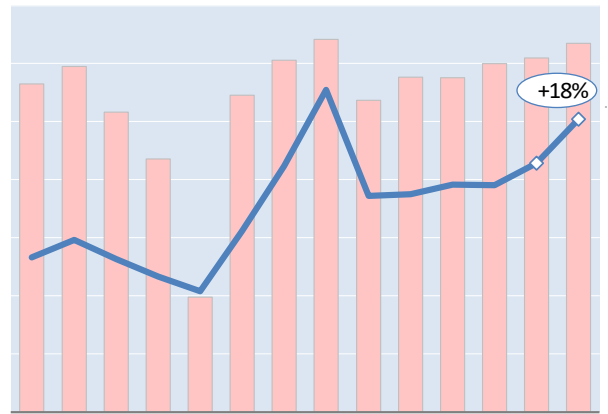
Worldwide



O N D J F M A M J J A S O N

Oct '19 = \$1.77 Oct '20 = \$2.97 Nov '20 = \$3.30

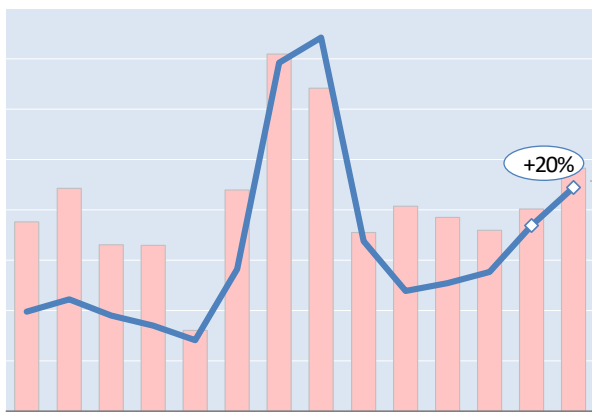
Hong Kong to USA



O N D J F M A M J J A S O N

Oct '19 = \$3.42 Oct '20 = \$5.51 Nov '20 = \$6.49

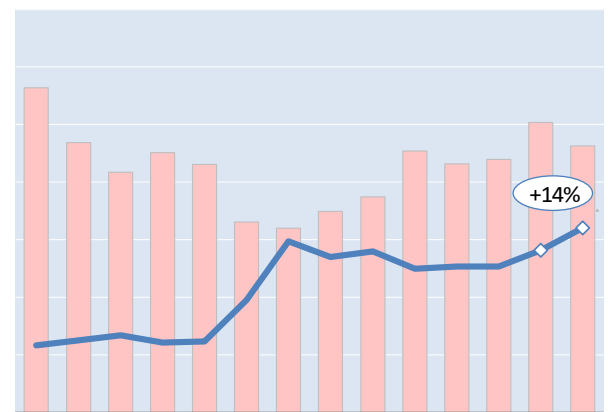
Shanghai to Germany



O N D J F M A M J J A S O N

Oct '19 = \$2.46 Oct '20 = \$4.61 Nov '20 = \$5.55

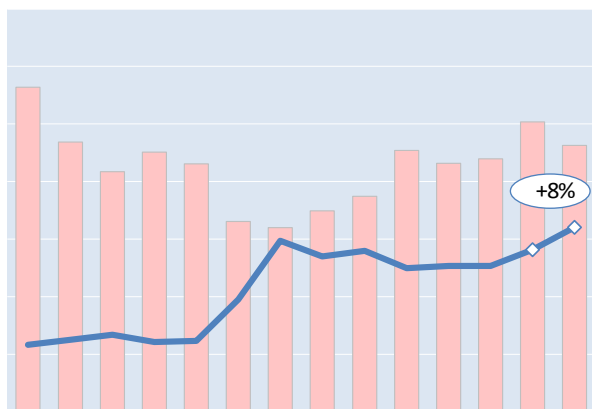
Amsterdam to USA



O N D J F M A M J J A S O N

Oct '19 = \$1.5 Oct '20 = \$3.62 Nov '20 = \$4.12

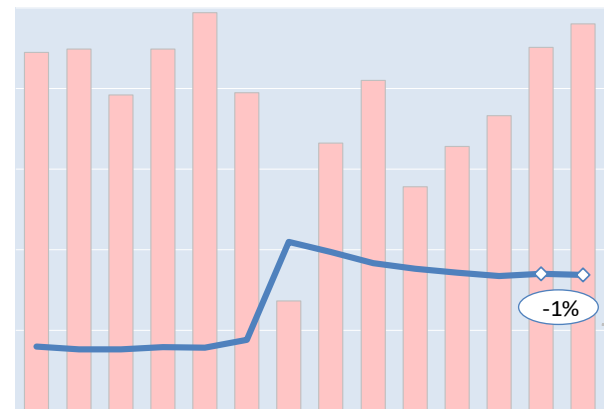
Frankfurt to China



O N D J F M A M J J A S O N

Oct '19 = \$1.11 Oct '20 = \$1.36 Nov '20 = \$1.48

Mumbai to UK

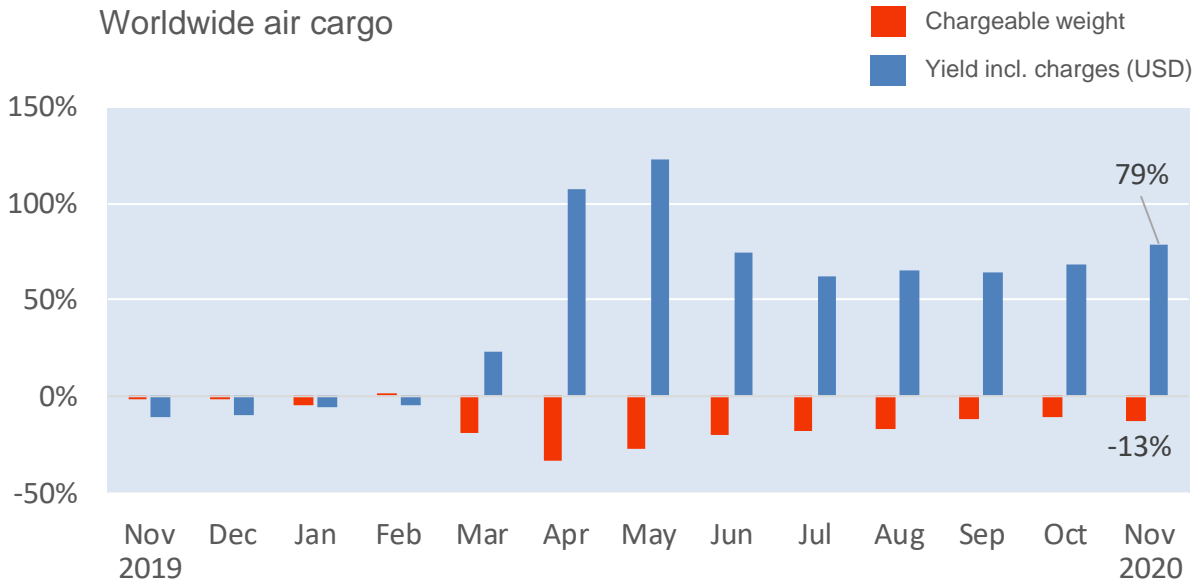


O N D J F M A M J J A S O N

Oct '19 = \$1.44 Oct '20 = \$3.07 Nov '20 = \$3.04

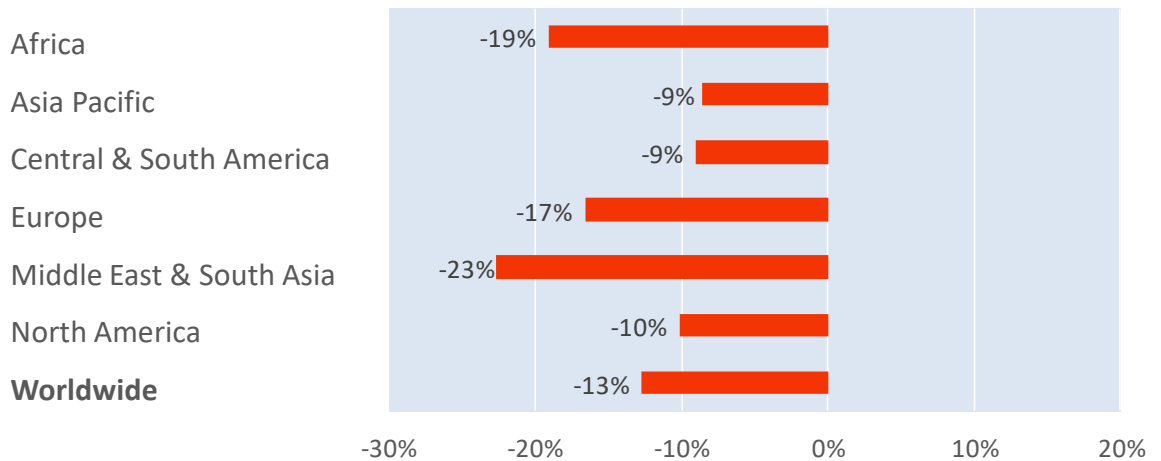
Database contains **over 2 million transactions per month** (81 airlines; over 30,000 forwarder locations)

Monthly Change Year-on-Year - Weight and Yield



Monthly Change Year-on-Year – Weight per Origin Region

Chargeable weight (November 2020)



Monthly Change Year-on-Year – Weight per Product Category

Chargeable weight (November 2020)

