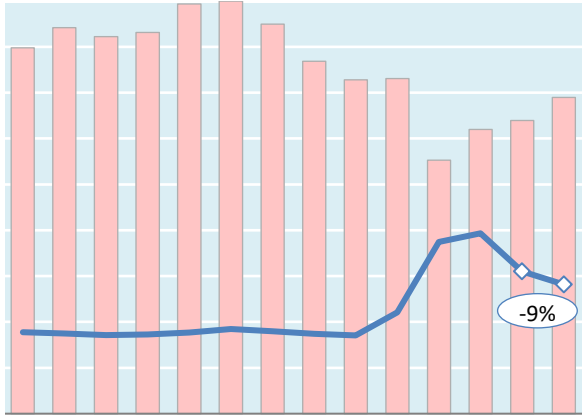


Actual Yields against Volume Development

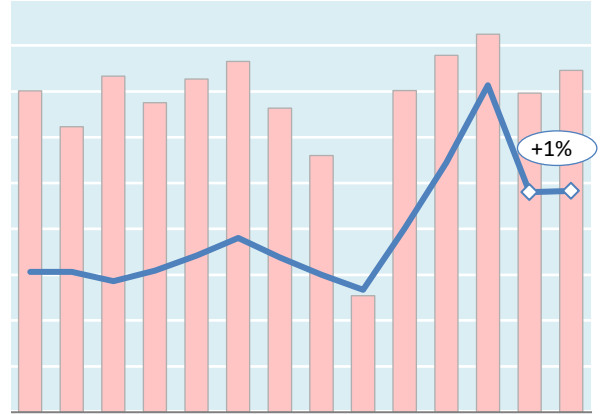
Latest 14 months — Actual yield including charges (in USD) — Chargeable weight development

Worldwide



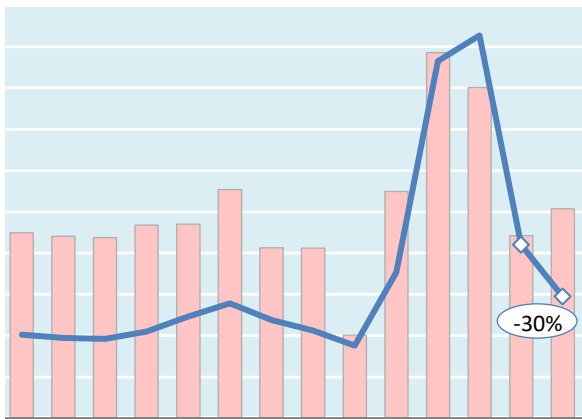
J J A S O N D J F M A M J J
Jun '19 = \$1.77 Jun '20 = \$3.10 Jul '20 = \$2.81

Hong Kong to USA



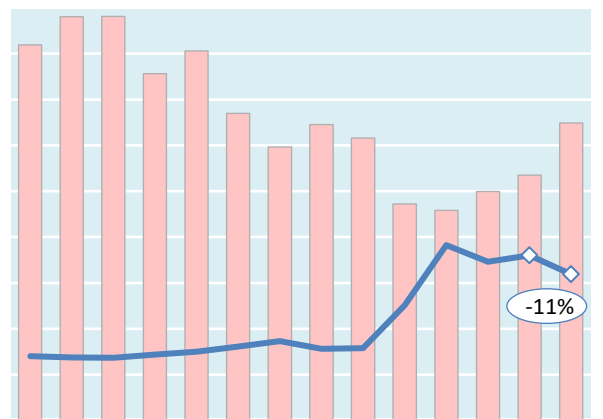
J J A S O N D J F M A M J J
Jun '19 = \$3.06 Jun '20 = \$4.80 Jul '20 = \$4.83

Shanghai to Germany



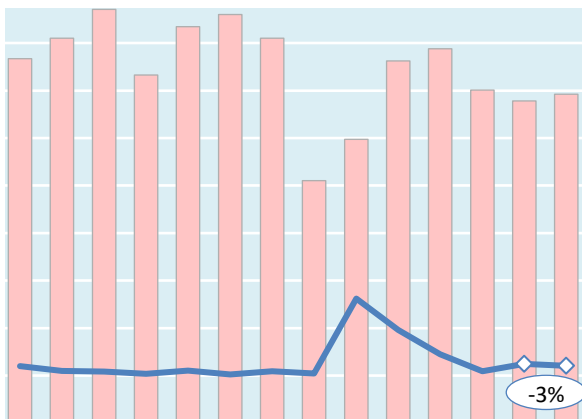
J J A S O N D J F M A M J J
Jun '19 = \$2.02 Jun '20 = \$4.20 Jul '20 = \$2.94

Amsterdam to USA



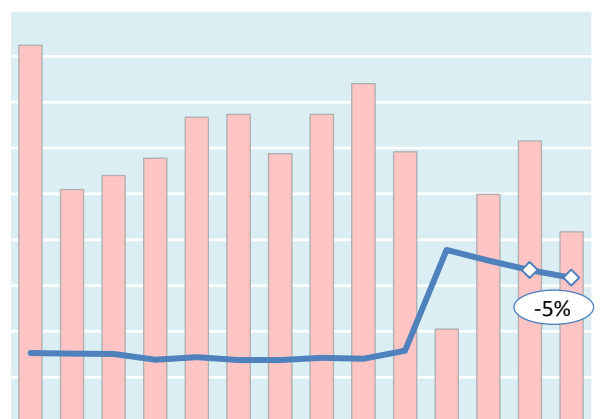
J J A S O N D J F M A M J J
Jun '19 = \$1.40 Jun '20 = \$3.60 Jul '20 = \$3.19

Frankfurt to China



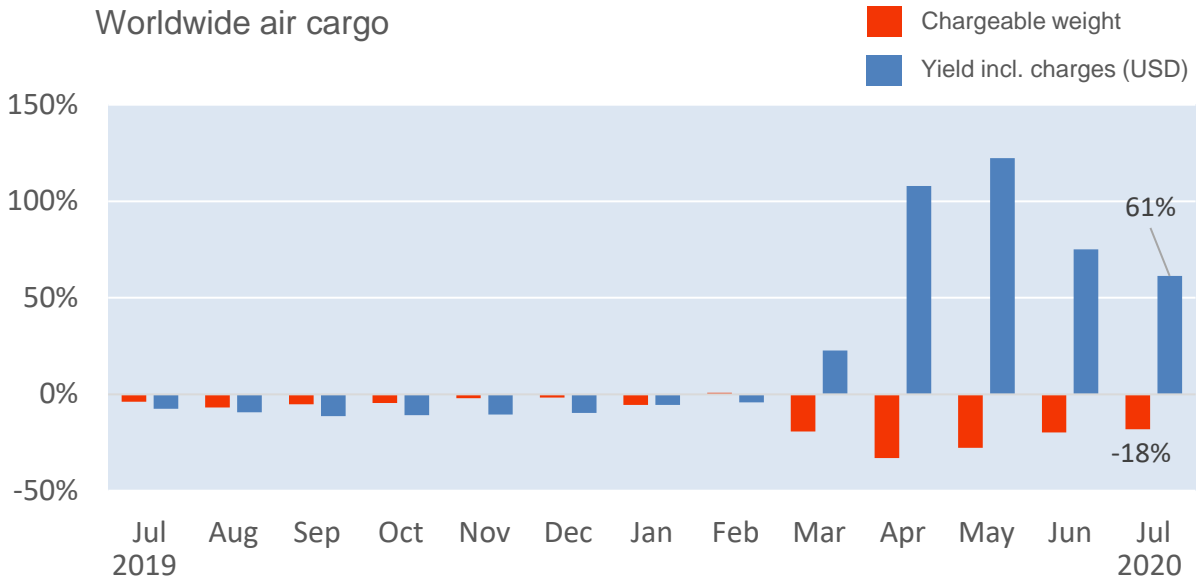
J J A S O N D J F M A M J J
Jun '19 = \$1.20 Jun '20 = \$1.25 Jul '20 = \$1.21

Mumbai to UK



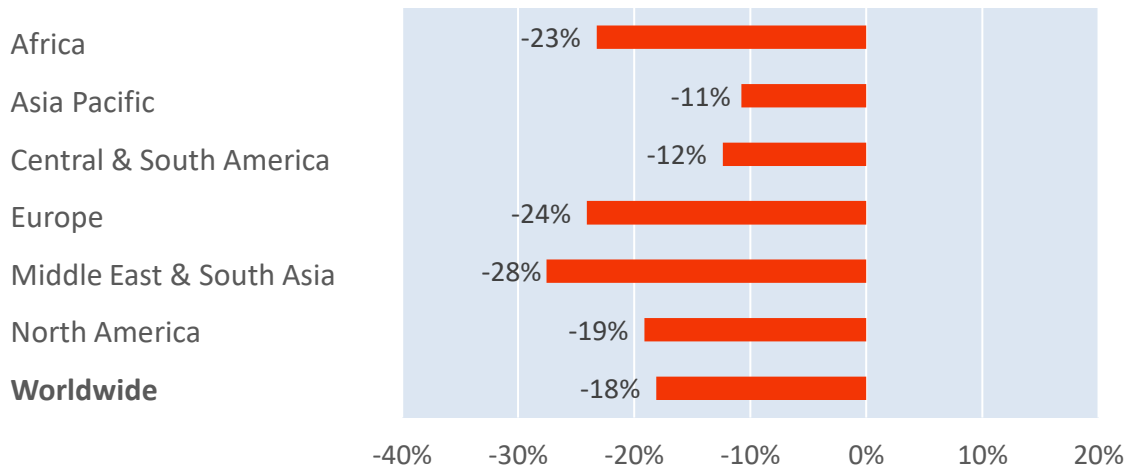
J J A S O N D J F M A M J J
Jun '19 = \$1.53 Jun '20 = \$3.34 Jul '20 = \$3.17

Monthly Change Year-on-Year - Weight and Yield



Monthly Change Year-on-Year – Weight per Origin Region

Chargeable weight (July 2020)



Monthly Change Year-on-Year – Weight per Product Category

Chargeable weight (July 2020)

